

WALLEYE

By Alan Gaston



LIFETONE[®] PAINTING INSTRUCTIONS

1. **#100 BASECOAT SEALER**—Seal entire fish with one heavy coat of LIFETONE[®], or two light coats of HYDRO-MIST[®].

2. **#601 JET BLACK**—Spray top of head, filler, and faded areas to even up tones in skin. Lightly spray fin repairs from backside if fish has transparent fins. Spray seam on backside. Spray lightly during this step. A “spitty” coat resembles the skin better than a solid heavy coat. The filler areas will blend in later.

3. **#702 PURE WHITE**—Spray mouth, belly, lower tip of tail, and tips and trailing edges of pelvic and anal fins. Lightly mist webbing between pelvic fin rays, entire anal and dorsal fins, and around lip area. (Figure 1)

4. **#972 SILVER PEARL**—Spray jaw, inside mouth, and belly fading upward, but slightly heavier along the line where the white fades into the skin pigmentation. Spray seam on backside. (Figure 2)

5. **#301 BRIGHT YELLOW**—Mist pectoral and pelvic fin rays. Spray second dorsal fin and tail with a medium coat.




Figure 1

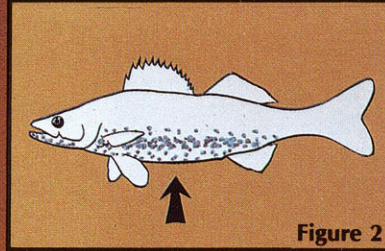


Figure 2




Figure 3




Figure 4

4. **WALLEYE YELLOW**—Mix 60% #931 Iridescent Gold with 40% #301 Bright Yellow. Lightly spray spots and markings on cheek, gill cover, and lip area. Lightly spray the yellow-gold scale markings. On a good skin you can see which scales are yellow-gold and which are silver-blue (the yellow-gold appear a little brighter). If you can't tell, tip 5-10 scales in a row, then skip a row or two and stagger the next row to form the chain-like markings of the walleye. Spray the top of head and back fading downward until a greenish hue is obtained, then mist down entire side—but not on white! Spray seam and entire backside. (Figure 3)

7. **#801 VIVID ORANGE**—Lightly mist over bright yellow on pelvic fin rays.

8. **#101 GILL RED**—Spray gills. Mist tail, vent, second dorsal, and anal fin. Very lightly mist pelvic fin bases.

9. **#201 RICH BROWN**—Spray back and top of head fading downward. Lightly spray lower lip.

10. **#601 JET BLACK**—Mist dark markings on back (big blotches) and markings on lips. Lightly spray top of head and top of back, leading and trailing edges of second dorsal fin, edges of tail, leading edge of pectoral fin, and last two (trailing) webs of dorsal fin. Spray backside. (Figure 4)

11. **LIQUID CRYSTAL™**—Clean eyes and spray one medium to heavy coat of top-coat.

CHEM Oddities, Inc.

P.O. BOX 5125 ST. LOUIS, MISSOURI 63139