


TRIGGERFISH

BAHAMAS

By Don Holt



Donald B. Holt

LIFETONE[®]

PAINTING INSTRUCTIONS

1. #100 BASECOAT SEALER—Seal entire fish with 1 or 2 medium coats.
2. #504 PALE BLUE—Spray an opaque coat over most of the upper body. Start as far forward as the eye area, working back to the tail and down to the anal fin. Allow spray to fade in and out of center portion of fish. (Figure 1)
3. #502 DEEP VIOLET—Thin this color 50/50 with #900 Thinner. Mist a thin wash into center of body, starting behind pectoral fin and fading out toward the tail.
4. OPAQUE YELLOW—Mix 2 volumes #371 Candy Bright Yellow with 1 volume #702 Pure White. Spray lightly across face. Spray heavier on throat area. Lightly mist in the stripes on face by the eyes. (Figure 2)
5. #472 CANDY MEDIUM GREEN—Spray on top of back in area below and behind soft dorsal fin. Allow spray to fade in and out of upper side.
6. #503 SAILFISH BLUE—Spray soft dorsal fin, anal fin, and tail. Start in center and work out to edges, fading




Figure 1




Figure 2




Figure 3




Figure 4




Figure 5

lighter as you go. Lightly mist several irregular blotches at random intervals across back and upper side of fish.

(Figure 3)

7. #972 SILVER PEARL—Mix this color well before starting. Spray on band around mouth. Spray a heavy coat on the 2 stripes on face, and on the 2 large stripes by base of tail. Spray the outer edges of soft dorsal fin, anal fin, and tail. Spray band around base of pectoral fin.

(Figure 4)

8. #531 NEON BLUE—Cover all areas that were sprayed with the Silver Pearl in step #7. Create a vibrant, flashy color by randomly spraying heavier and lighter areas on the outside edges of fins and tail.

9. MARKING VIOLET—Mix 1 volume #502 Deep Violet with 1 volume #404 Black Green. Spray the very small patterns and broken lines that make up the detail markings on this fish. Highlight the detail areas on back, around eyes, on base of tail, around pectoral fin, and around facial stripes. Watch carefully, these lines are broken and wiggly.

(Figure 5)

10. LIQUID CRYSTAL™—Spray a heavy coat over entire fish. Because of the texture the skin of this fish has, you may want to spray several more coats to achieve the gloss you desire.

CHEM Oddities, Inc.

P.O. BOX 5125 ST. LOUIS, MISSOURI 63139