


SEATROUT

By Steve German



Steve German

LIFETONE[®]

PAINTING INSTRUCTIONS

1. #100 BASECOAT SEALER—Brush or spray 1 heavy coat on fish.
2. #702 PURE WHITE—Paint inside of mouth and entire belly. Spray the white up the sides to just above the lateral line, misting lighter as you spray up the sides. Spray halos around all black spots. (Figure 1)
3. #972 SILVER PEARL—Apply one heavy coat to the entire fish—excluding the belly.
4. #971 SILVER METALLIC—Mist very lightly everywhere the Silver Pearl was applied in step #3.
5. #502 DEEP VIOLET—Mist lightly above the lateral line until a definite purple shade is achieved. (Figure 2)
6. #404 BLACK GREEN—Shadow the top of head down to the spiny dorsal. Tone upper back to desired darkness. Outline the soft dorsal and




Figure 1




Figure 2



Figure 3



Figure 4

tail. Highlight the bottom edges of the anal and pectoral fins. Fill in the dark spots in the center of the halos. (Figure 3)

7. #941 IRIDESCENT GREEN—Mist lightly on top of head—down to the spiny dorsal. Mist very lightly along the lateral line of the fish.

8. #951 IRIDESCENT BLUE—Spray lightly over the entire fish. Spray a moderate coat on the gill plates, under the eye, and under the throat area. Outline the soft dorsal and the rear edge of the tail. (Figure 4)

9. #101 GILL RED—Spray gills until a dark red color is achieved. Very lightly mist on pectoral and anal fins until a slight color change is apparent. Mist over tail.

10. #303 YELLOW OCHRE—Spray inside of mouth and inside of gill plates.

11. LIQUID CRYSTAL™—Spray one flash coat over fish. Allow to dry. Apply additional coats for desired effect.

CHEM Oddities, Inc.

P.O. BOX 5125 ST. LOUIS, MISSOURI 63139