

ARCTIC CHAR

SPAWNING MALE By David Wooddell



David Wooddell

LIFETONE[®] PAINTING INSTRUCTIONS

1. #100 BASECOAT SEALER—Seal entire fish with 2 medium coats.
2. #701 OFF WHITE—Spray interior of mouth. Spray belly, lower jaw, and gill covers, fading out 1/2 way to lateral line.
3. #971 SILVER METALLIC—Spray center of gill covers and sides of fish.
4. #603 NEUTRAL GRAY—Lightly mist back and top of head.
5. #975 CHROME PEARLESCENT—Spray sides, belly, and head. Lightly mist over back.
6. #953 BLUE PEARLESCENT—Spray a heavy coat on sides.
7. #452 TRANSPARENT MEDIUM GREEN—Lightly mist top of head, back, dorsal fin, and tail.
8. #961 GRAY PEARLESCENT—Mist back and top of head.
9. SPAWNING ORANGE—In the order listed, spray #304 Wood Duck Yellow, followed by #801 Vivid Orange, followed by #101 Gill Red, followed by #803 Arctic Orange. Fade these colors in from below the lateral line to a heavier coat on the belly behind the pelvic fins. (Figure 1)
10. #504 PALE BLUE—Spray halos for spots on sides. These should be 1/4 to 1/2 inch depending on size of fish. They are larger along the upper belly and sides, and fade out as well as become smaller and more numerous higher on the back, dorsal fin, and tail. (Figure 2)




Figure 1




Figure 2




Figure 3




Figure 4

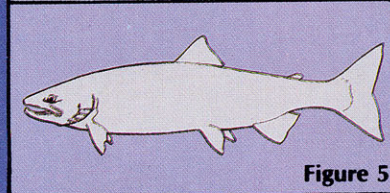


Figure 5

11. #953 BLUE PEARLESCENT—Mist over the halos. Confine spray to the pale blue areas only.

12. #952 VIOLET PEARLESCENT—Mist sides along and above lateral line.

13. SPAWNING RED—In order, lightly mist #304 Wood Duck Yellow, followed by #101 Gill Red, on the tip of the upper and lower jaws, and on all of the lower fins. A light mist of #202 Burnt Sienna on these fins, in addition to the dorsal fin and the tail, will deepen the color nicely. (Figure 3)

14. SPOT MARKING RED—Spray center of halos with #101 Gill Red, followed by #803 Arctic Orange until the desired intensity is achieved.

15. #941 IRIDESCENT GREEN—Lightly mist along back from extreme front angle.

16. #912 RED PEARLESCENT—Lightly mist along back from extreme rear angle. Very lightly mist along belly.

17. #102 NATURAL FLESH—Mist inside of mouth.

18. #702 PURE WHITE—Spray the lower edge of tail, and the leading edge of all lower fins.

19. #601 JET BLACK—Spray a fine line between the white and red on tail and lower fins. Lightly fade on outer rays near body. Darken mouth interior except areas around teeth. Accent lower gill cover. (Figure 4)

20. #702 PURE WHITE—Carefully detail all areas on head and gill cover. (Figure 5)

21. LIQUID CRYSTAL™—Spray 2 coats over entire fish.

CHEM Oddities, Inc.

P.O. BOX 5125 ST. LOUIS, MISSOURI 63139